



**The Giving
Tree**
By
**Shel
Silverstein**





Introduction


This unit is presented from a constructivist perspective. All activities would have been introduced in previous activities; therefore allowing the children to build on their prior knowledge in order to complete these activities.



Students will work in groups of 4.


All activities are hands-on and have been integrated across the curriculum.

Course Outline and the Curriculum



Lesson #1: The Giving Tree

- Learning about the author
- Reading the story
- Question: What is the message of the story?
- Discussing and sharing their thoughts and ideas.



Shel Silverstein

Lesson # 2: Arts

- Watch “The Giving Tree” Film
<http://www.youtube.com/watch?v=1TZCP6OqRIE>

Short Discussion comparing the film and the storybook

Question: Is Shel Silverstein an artist?

- Look at Group of Seven painting of trees
 - Discuss emotions evoked by painting
 - Discuss emotions evoked by The Giving Tree
- **Project:** Create your own Giving Tree
 - Tree can give anything
 - Tree can be modelled after Group of Seven or Giving Tree

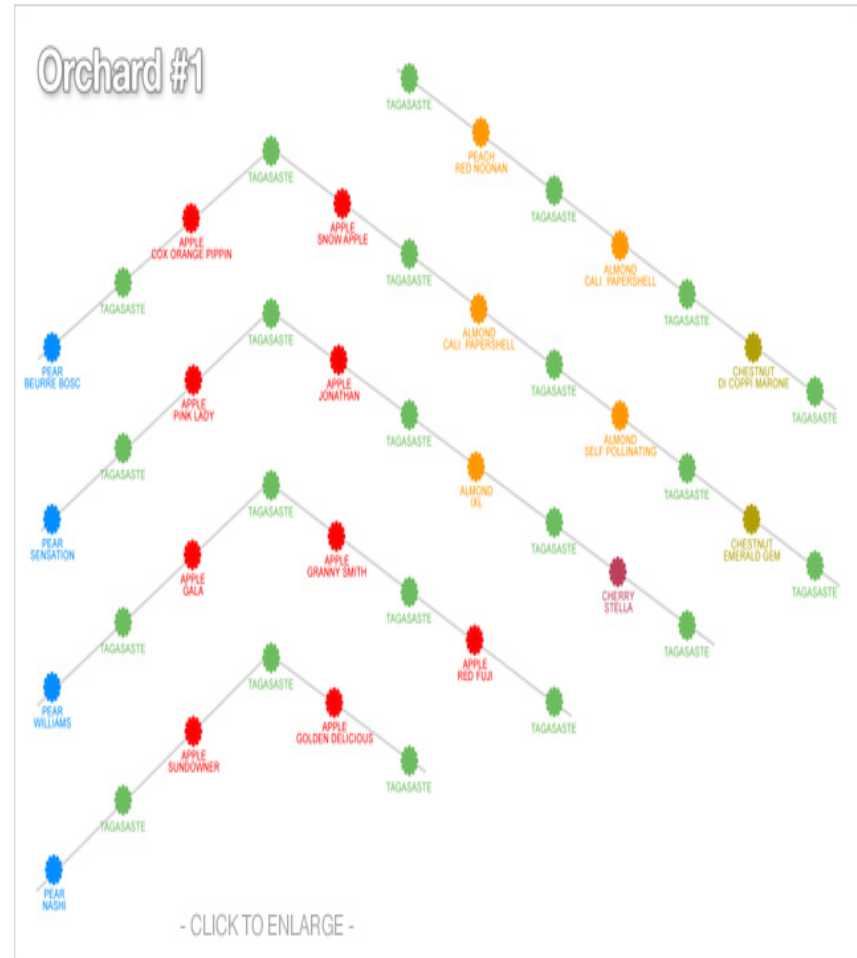


Lesson #3: Math

Project:

Using grid paper, create a garden planting plan. Indicate space between trees and pattern of planting.

As a class, the best map will be voted for and the plan will be used for the tree planting plan.




Lesson #4: Health

- “An apple a day keeps the doctor away!”
- Discussion on the benefits of the apple
- Project

Showing and dissecting an apple with the Kindergarten class.

Baking and sharing a healthy apple pie together.



Lesson 5: Language

- Read *The Name of the Tree* by Ian Wallace
- **Discussion**: Compare the message between *The Giving Tree* and *The Name of the Tree*
- **Project**: Create a chain of compliments
 - Each student draws a name from a hat of a fellow classmate and writes a positive statement about that student. The 'chain' links are joined and hung on the classroom tree.

Then they saw that the small bump was a tree.
And the tree was very tall.
And the tree had fruit on it, such fruit as they had
never seen before.
It was as red as pomegranates, as yellow as
bananas, as green as melons, as purple as plums, as
orange as mangoes, and it smelled like all the fruits of
the world.



Lesson 6: Social Studies

- Teacher reads *The Giving Tree*
- Group discussion on the major theme of the story: Giving and Sharing
- Having a guest speaker talk about his implication in the community.
- Project:

How can you make the difference in your community?

Production of an action plan that shows students' implication in their community.

Tree planting activity in the school yard



Conclusion

- This lesson help students build their own knowledge and experiment it in authentic situations, but it also allows them to develop various social skills such as cooperation and communication.
- A single story can impact on different spheres of the curriculum. As teachers, it is our duty to maximize the learning by exploiting all the possible aspects.
- Literature is entertaining, but also enriching. We must enable our students to discover all its richness.